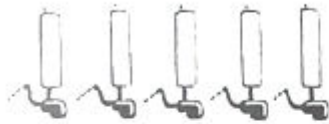


# Whistle Signals

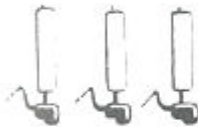


# TRAIN

## WHISTLE SIGNALS



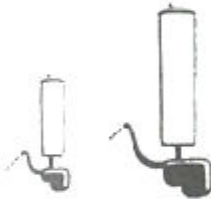
**A SERIES OF SHORT TOOTS**  
Alarm for persons or animals on track.



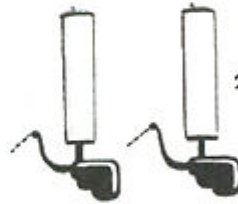
**3 SHORT TOOTS**  
A. Back up (when train is still).  
B. Stop at next station (when running).



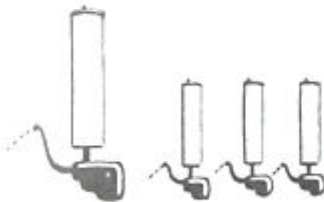
**1 SHORT TOOT**  
Stop.



**1 SHORT — 1 LONG TOOT**  
Brakes sticking, or inspect train line for leak.



**2 LONG TOOTS**  
Release brakes and go ahead.



**1 LONG — 3 SHORT TOOTS**  
Flagman, guard rear of train.



**1 LONG TOOT**  
Approaching station, rail crossing, or tunnel.

## AIR SIGNAL CORD



**2 PULLS ON CORD**  
A. Start (when train is still).  
B. Stop at once (when running).



**3 PULLS ON CORD**  
A. Back train (when still).  
B. Stop at next passenger station (when running).